

# Digital Catalog

User flow and screen image examples



# Helpful Tips

- The Digital Catalog is search dependent – you will need to populate at least one of the search boxes before it will deliver results
- The “Brand” search box and product images on the Home Screen will provide the same results list, so you can use either one
- There are multiple search boxes available – but only one of them needs to be populated to generate a results list
  - Ex – Selecting “GTX Full Synthetic” within the “Brand” search box will generate a list of all GTX Full Synthetic skus available (all grades and pack sizes)
- Populating multiple search boxes will narrow down search results
  - Ex – Selecting GTX Full Synthetic and then “Drum” within the “Pack Size” search box will generate a list of all GTX Full Synthetic products available in drums only
- The “Description” search box allows for the entry of free text, but all other search boxes provide a drop down list for selection
- The “Product Specifications” search box has a drop down list, but also allows for free text with “typeahead” functionality
  - You can enter a product specification as text and the drop down list will adjust and narrow results based on what you enter
- You can enter multiple selections in all of the search boxes by selecting multiple entries from the drop down list

# STREET VIEW

TIPS & TASKS

SYNC ADMIN

LISTS: Choose... GO

Level 1 / 64pts

PIPELINE STATUS: 393

LEADS	PROSPECTS	IN NEGOTIATI...	LOST	NOT VIABLE	CUSTOMERS
95	57	1	2	8	230

RECENT INSIGHT SEARCH RESULTS:

You have no recent searches. Use the link below to start using InSight.

OPEN INSIGHT

IMI

ACCOUNT ACTIVATION:

448

4

1

347

Not Activated

Pending TSM

Pending Final Approval

All Activated

SCORE REWARDS:

27

Claims Pending

RECENT IMI SEARCH RESULTS:

+ SEARCH TEXT

CR226711

+ SECTOR

PCO

GO

+ SEARCH TEXT

CR592343

+ SECTOR

PCO

GO

+ ACTIVATION STATUS

Pending TSM

+ SECTOR

PCO

GO

OPEN IMI

CASTROL SYNC

CASTROL SALES RESOURCE CENTER

PCO CALCULATORS

HD CALCULATORS

THE LEARNING CAMPUS

DIGITAL CATALOG

Digital Catalog can be accessed via menu option on Street View

Brand  
Select...

Segment  
Select...

Pack Size  
Select...



Product Type  
Select...





Sku  
Select...

Product Specifications  
Select...

Description


[Apply & Search](#)
[Reset](#)
[Generate PDF](#)

View Options:  

<input type="checkbox"/> Add All	SKU	Product Description	Brand	Segment	Pack Type	Grade ↑	View
<input type="checkbox"/>	15DEE6	EDGE 0W-16, 55G ...	EDGE	Passenger Car Mot...	Drum	0W-16	 View
<input type="checkbox"/>	15C86A	EDGE 0W-16 1X5 G...	EDGE	Passenger Car Mot...	Epod	0W-16	 View
<input type="checkbox"/>	15D32F	EDGE 0W-16 6X1 Qt	EDGE	Passenger Car Mot...	Quart	0W-16	 View
<input type="checkbox"/>	15B25C	EDGE High Mileag...	EDGE High Mileage	Passenger Car Mot...	Epod	0W-20	 View


Brand
Segment
Grade
Pack Size

Select...
Select...
Select...
Select...

Product Type
Skus
Product Specifications

Select...
Select...
Select...

Description



Apply & Search

Reset

View Options:

<input type="checkbox"/> Add All	SKU	Product Description	Brand	Segment
<input type="checkbox"/>	15DEE6	EDGE 0W-16, 55G ...	EDGE	Passenger
<input type="checkbox"/>	15C86A	EDGE 0W-16 1X5 G...	EDGE	Passenger
<input type="checkbox"/>	15D32F	EDGE 0W-16 6X1 Qt	EDGE	Passenger
<input type="checkbox"/>	15B25C	EDGE High Mileag...	EDGE High Mileage	Passenger Car Mot...

Multi-select filters to refine the list of products that you are interested in by:

- Brand
- Segment (Passenger car oil, Motorcycle, etc.)
- Grade
- Pack Size
- Product Type (Full synthetic, ATF, etc.)
- SKU
- Product Specification

Text Filter to further refine search results.

Brand  
Select...

Segment  
Select...

Grade  
Select...

Pack Size  
Select...

Product Type  
Select...

Sku  
Select...

Description

Click product(s) to filter results by areas of interest (same function as selecting "Brand" from multi-select filter)



Apply & Search
Reset
Generate PDF

View Options:

<input type="checkbox"/> Add All	SKU	Product Description	Brand	Segment	Pack Type	Grade ↑	View
<input type="checkbox"/>	15DEE6	EDGE 0W-16, 55G ...	EDGE	Passenger Car Mot...	Drum	0W-16	View
<input type="checkbox"/>	15C86A	EDGE 0W-16 1X5 G...	EDGE	Passenger Car Mot...	Epod	0W-16	View
<input type="checkbox"/>	15D32F	EDGE 0W-16 6X1 Qt	EDGE	Passenger Car Mot...	Quart	0W-16	View
<input type="checkbox"/>	15B25C	EDGE High Mileag...	EDGE High Mileage	Passenger Car Mot...	Epod	0W-20	View



Brand

EDGE x EDGE Euro x

EDGE Extended Performan... x x

EDGE High Mileage x

Segment

Select... | v

Grade

Select... | v

Pack Size

Select... | v

Product Type

Select... | v

SKU

Select... | v

Product Specifications

Select... | v

Description



Once filters are set;  
click "Apply & Search"  
to update the product  
listing





Apply & Search















Reset

Generate PDF

<input type="checkbox"/> Add All	SKU	Product Description	Brand	Segment	Pack Type	Grade ↑	View
<input type="checkbox"/>	15DEE6	EDGE 0W-16, 55G ...	EDGE	Passenger Car Mot...	Drum	0W-16	View

View Options:  

Search results will  
update based upon  
specified criteria.

<input type="checkbox"/> Add All	SKU	Product Description	Brand	Segment	Pack Type	Grade ↑	View
<input type="checkbox"/>	15DEE6	EDGE 0W-16, 55G ...	EDGE	Passenger Car Mot...	Drum	0W-16	 View
<input type="checkbox"/>	15C86A	EDGE 0W-16 1X5 G...	EDGE	Passenger Car Mot...	Epod	0W-16	 View
<input type="checkbox"/>	15D32F	EDGE 0W-16 6X1 Qt	EDGE	Passenger Car Mot...	Quart	0W-16	 View
<input type="checkbox"/>	15B25C	EDGE High Mileage...	EDGE High Mileage	Passenger Car Mot...	Epod	0W-20	 View
<input type="checkbox"/>	15B58F	EDGE Extended Per...	EDGE Extended Per...	Passenger Car Mot...	Jug	0W-20	 View
<input type="checkbox"/>	15D48A	EDGE Extended Per...	EDGE Extended Per...	Passenger Car Mot...	Quart	0W-20	 View
<input type="checkbox"/>	15AFB7	EDGE 0W-20 1X5 G...	EDGE	Passenger Car Mot...	Epod	0W-20	 View
<input type="checkbox"/>	15A0B4	EDGE 0W-20 1X6 G...	EDGE	Passenger Car Mot...	Epack	0W-20	 View
<input type="checkbox"/>	1597B2	EDGE 0W-20 3X5 Qt	EDGE	Passenger Car Mot...	Jug	0W-20	 View
<input type="checkbox"/>	15E6CD	EDGE 0W-20 3X5 ...	EDGE	Passenger Car Mot...	Eco Box	0W-20	 View
<input type="checkbox"/>	15D3BF	EDGE 0W-20 6X1 Qt	EDGE	Passenger Car Mot...	Quart	0W-20	 View
<input type="checkbox"/>	152C7D	EDGE 0W-20 U.S., 2...	EDGE	Passenger Car Mot...	Tote	0W-20	 View
<input type="checkbox"/>	15A2DA	EDGE 0W-20 U.S., 5...	EDGE	Passenger Car Mot...	Drum	0W-20	 View
<input type="checkbox"/>	217A01	EDGE 0W-20 U.S., ...	EDGE	Passenger Car Mot...	Bulk	0W-20	 View
<input type="checkbox"/>							



View Options:



Results can be viewed  
in a grid (depicted here)  
or as tiles

<input type="checkbox"/> Add All	SKU			Segment	Pack Type	Grade ↑	View
<input type="checkbox"/>	15DEE6	EDGE 0W-16, 55G ...	EDGE	Passenger Car Mot...	Drum	0W-16	View
<input type="checkbox"/>	15C86A	EDGE 0W-16 1X5 G...	EDGE	Passenger Car Mot...	Epod	0W-16	View
<input type="checkbox"/>	15D32F	EDGE 0W-16 6X1 Qt	EDGE	Passenger Car Mot...	Quart	0W-16	View
<input type="checkbox"/>	15B25C	EDGE High Mileage...	EDGE High Mileage	Passenger Car Mot...	Epod	0W-20	View
<input type="checkbox"/>	15B58F	EDGE Extended Per...	EDGE Extended Per...	Passenger Car Mot...	Jug	0W-20	View
<input type="checkbox"/>	15D48A	EDGE Extended Per...	EDGE Extended Per...	Passenger Car Mot...	Quart	0W-20	View
<input type="checkbox"/>	15AFB7	EDGE 0W-20 1X5 G...	EDGE	Passenger Car Mot...	Epod	0W-20	View
<input type="checkbox"/>	15A0B4	EDGE 0W-20 1X6 G...	EDGE	Passenger Car Mot...	Epack	0W-20	View
<input type="checkbox"/>	1597B2	EDGE 0W-20 3X5 Qt	EDGE	Passenger Car Mot...	Jug	0W-20	View
<input type="checkbox"/>	15E6CD	EDGE 0W-20 3X5 ...	EDGE	Passenger Car Mot...	Eco Box	0W-20	View
<input type="checkbox"/>	15D3BF	EDGE 0W-20 6X1 Qt	EDGE	Passenger Car Mot...	Quart	0W-20	View
<input type="checkbox"/>	152C7D	EDGE 0W-20 U.S., 2...	EDGE	Passenger Car Mot...	Tote	0W-20	View
<input type="checkbox"/>	15A2DA	EDGE 0W-20 U.S., 5...	EDGE	Passenger Car Mot...	Drum	0W-20	View
<input type="checkbox"/>	217A01	EDGE 0W-20 U.S., ...	EDGE	Passenger Car Mot...	Bulk	0W-20	View



View Options:

















Tile view of results  
(optimal for mobile  
devices)

☐ Add All Sort By:     ▲

<input type="checkbox"/> Add Product 15C86A 0W-16 Epod EDGE 0W-16 1X5 Gal ePODS	<input type="checkbox"/> Add Product 15D32F 0W-16 Quart EDGE 0W-16 6X1 Qt	<input type="checkbox"/> Add Product 15DEE6 0W-16 Drum EDGE 0W-16, 55G U6
<input type="checkbox"/> Add Product 15AFB7 0W-20 Epod EDGE 0W-20 1X5 GAL ePODS	<input type="checkbox"/> Add Product 15A0B4 0W-20 Epack EDGE 0W-20 1X6 Gal EPACK	<input type="checkbox"/> Add Product 1597B2 0W-20 Jug EDGE 0W-20 3X5 Qt
<input type="checkbox"/> Add Product 15E6CD 0W-20 Eco Box EDGE 0W-20 3X5 Qt ECOBOX	<input type="checkbox"/> Add Product 15D3BF 0W-20 Quart EDGE 0W-20 6X1 Qt	<input type="checkbox"/> Add Product 152C7D 0W-20 Tote EDGE 0W-20 U.S., 260G U6
<input type="checkbox"/> Add Product 15A2DA 0W-20 Drum	<input type="checkbox"/> Add Product 217A01 0W-20 Bulk	<input type="checkbox"/> Add Product 15B0D2 0W-20 Jug

View Options:  

<input type="checkbox"/> Add All	SKU	Product Description	Brand	Segment	Pack Type	Grade ↑	View
<input type="checkbox"/>	15DEE6	EDGE 0W-16, 55G ...	EDGE	Pass		W-16	 View
<input type="checkbox"/>	15C86A	EDGE 0W-16 1X5 G...	EDGE	Passenger Car Mot...	Epod	0W-16	 View
<input type="checkbox"/>	15D32F	EDGE 0W-16 6X1 Qt	EDGE	Passenger Car Mot...	Quart	0W-16	 View
<input type="checkbox"/>	15B25C	EDGE High Mileage...	EDGE High Mileage	Passenger Car Mot...	Epod	0W-20	 View
<input type="checkbox"/>	15B58F	EDGE Extended Per...	EDGE Extended Per...	Passenger Car Mot...	Jug	0W-20	 View
<input type="checkbox"/>	15D48A	EDGE Extended Per...	EDGE Extended Per...	Passenger Car Mot...	Quart	0W-20	 View
<input type="checkbox"/>	15AFB7	EDGE 0W-20 1X5 G...	EDGE	Passenger Car Mot...	Epod	0W-20	 View
<input type="checkbox"/>	15A0B4	EDGE 0W-20 1X6 G...	EDGE	Passenger Car Mot...	Epack	0W-20	 View
<input type="checkbox"/>	1597B2	EDGE 0W-20 3X5 Qt	EDGE	Passenger Car Mot...	Jug	0W-20	 View
<input type="checkbox"/>	15E6CD	EDGE 0W-20 3X5 ...	EDGE	Passenger Car Mot...	Eco Box	0W-20	 View
<input type="checkbox"/>	15D3BF	EDGE 0W-20 6X1 Qt	EDGE	Passenger Car Mot...	Quart	0W-20	 View
<input type="checkbox"/>	152C7D	EDGE 0W-20 U.S., 2...	EDGE	Passenger Car Mot...	Tote	0W-20	 View
<input type="checkbox"/>	15A2DA	EDGE 0W-20 U.S., 5...	EDGE	Passenger Car Mot...	Drum	0W-20	 View
<input type="checkbox"/>	217A01	EDGE 0W-20 U.S., ...	EDGE	Passenger Car Mot...	Bulk	0W-20	 View

Click "View" to access Product Detail page

# EDGE 0W-16 1X5 Gal ePODS

15C86A

0W-16

Get PDF



EDGE | Passenger Car Motor Oil | Epod

Castrol® EDGE® is an advanced full synthetic and the optimal choice for drivers who want the best combination of wear protection, viscosity control and thermal stability to maximize engine performance

### Product Imagery



Advanced Full Synthetic

Also suitable for use in hybrids

- 10X Better high stress performance\*
- 10,000 miles between oil changes\*\*

\*As measured in Seq IIH test under high load/torque conditions vs. API SP test limits

\*\*Or one year, whichever comes first

### Approved and Licensed Specifications:

- API SP/SN PLUS/SN/SM
- ILSAC GF-6B

Product Detail page provides brand message, performance claims, specifications and images

Get PDF

Go Back to Search Results



# EDGE 0W-16 1X5 Gal ePODS

15C86A

● 0W-16

Get PDF



EDGE | Passenger Car Motor Oil | Epod

Castrol® EDGE® is an advanced full synthetic and the optimal choice for drivers who want the best combination of wear protection, viscosity control and thermal stability to maximize engine performance

## Product Imagery



Advanced Full Synthetic

Also suitable for use in hybrids

- 10X Better high stress performance\*
- 10,000 miles between oil changes\*\*

\*As measured in Seq IIH test under high load/torque conditions vs. API SP test limits

\*\*Or one year, whichever comes first

### Approved and Licensed Specifications:

- API SP/SN PLUS/SN/SM
- ILSAC GF-6B

Single product PDF generation can occur from the details page

Get PDF

Go Back to Search Results

# EDGE 0W-16 1X5 Gal ePODS

15C86A

0W-16

Get PDF



EDGE

Passenger Car Motor Oil

Epod

Castrol® EDGE® is an advanced full synthetic and the optimal choice for drivers who want the best combination of wear protection and engine performance

Right click on image to copy/save (JPEG format)

## Product Imagery



Advanced Full Synthetic

Also suitable for use in hybrids

- 10X Better high stress performance\*
- 10,000 miles between oil changes\*\*

\*As measured in Seq IIH test under high load/torque conditions vs. API SP test limits

\*\*Or one year, whichever comes first

## Approved and Licensed Specifications:

- API SP/SN PLUS/SN/SM
- ILSAC GF-6B

Get PDF

Go Back to Search Results



# EDGE 0W-16 1X5 Gal ePODS

15C86A

0W-16

Get PDF



EDGE

Passenger Car Motor Oil

Epod

Castrol® EDGE® is an advanced full synthetic and the optimal choice for drivers who want the best combination of wear protection, viscosity control and thermal stability to maximize engine performance

## Product Imagery



Advanced Full Synthetic

Also suitable for use in hybrids

- 10X Better high stress performance\*
- 10,000 miles between oil changes\*\*

\*As measured in Seq IIH test under high load/torque conditions vs. API SP test limits

\*\*Or one year, whichever comes first



## Approved and Licensed Specifications:

- API SP/SN PLUS/SN/SM
- ILSAC GF-6B















Users can navigate back to “Search Results” without having to update or repeat search criteria

Get PDF

Go Back to Search Results

View Options:  

Specific products/SKUs  
can be selected for  
inclusion in a PDF  
export from the catalog

<input type="checkbox"/> Add All			Brand	Segment	Pack Type	Grade ↑	View
<input type="checkbox"/>			EDGE	Passenger Car Mot...	Drum	0W-16	 View
<input type="checkbox"/>			EDGE	Passenger Car Mot...	Epod	0W-16	 View
<input type="checkbox"/>			EDGE	Passenger Car Mot...	Quart	0W-16	 View
<input type="checkbox"/>	15B25C	EDGE High Mileage...	EDGE High Mileage	Passenger Car Mot...	Epod	0W-20	 View
<input type="checkbox"/>	15B58F	EDGE Extended Per...	EDGE Extended Per...	Passenger Car Mot...	Jug	0W-20	 View
<input type="checkbox"/>	15D48A	EDGE Extended Per...	EDGE Extended Per...	Passenger Car Mot...	Quart	0W-20	 View
<input type="checkbox"/>	15AFB7	EDGE 0W-20 1X5 G...	EDGE	Passenger Car Mot...	Epod	0W-20	 View
<input type="checkbox"/>	15A0B4	EDGE 0W-20 1X6 G...	EDGE	Passenger Car Mot...	Epack	0W-20	 View
<input type="checkbox"/>	1597B2	EDGE 0W-20 3X5 Qt	EDGE	Passenger Car Mot...	Jug	0W-20	 View
<input type="checkbox"/>	15E6CD	EDGE 0W-20 3X5 ...	EDGE	Passenger Car Mot...	Eco Box	0W-20	 View
<input type="checkbox"/>	15D3BF	EDGE 0W-20 6X1 Qt	EDGE	Passenger Car Mot...	Quart	0W-20	 View
<input type="checkbox"/>	152C7D	EDGE 0W-20 U.S., 2...	EDGE	Passenger Car Mot...	Tote	0W-20	 View
<input type="checkbox"/>	15A2DA	EDGE 0W-20 U.S., 5...	EDGE	Passenger Car Mot...	Drum	0W-20	 View
<input type="checkbox"/>	217A01	EDGE 0W-20 U.S., ...	EDGE	Passenger Car Mot...	Bulk	0W-20	 View

Brand

EDGE x EDGE Euro x  
EDGE Extended Performan... x  
EDGE High Mileage x

Segment

Select... | v

Grade

Select... | v

Pack Size

Select... | v

Product Type

Select... | v

SKU

Select... | v

Product Specifications

Select... | v

Description



EDGE



EDGE Euro



EDGE Extended Performance



EDGE High Mileage



GTX



GTX Full Synthetic



GTX High Mileage



Transmax



Motorcycle

Apply & Search

Reset

Generate PDF

Once products are selected;  
a PDF export of products of  
interest can be generated

View Options:

<input checked="" type="checkbox"/> Add All	SKU	Product Description	Brand	Segment	Pack Type	Grade ↑	View
<input checked="" type="checkbox"/>	15DEE6	EDGE 0W-16, 55G ...	EDGE	Passenger Car Mot...	Drum	0W-16	View
<input checked="" type="checkbox"/>	15C86A	EDGE 0W-16 1X5 G...	EDGE	Passenger Car Mot...	Epod	0W-16	View
<input checked="" type="checkbox"/>	15D32F	EDGE 0W-16 6X1 Qt	EDGE	Passenger Car Mot...	Quart	0W-16	View
<input checked="" type="checkbox"/>	15B25C	EDGE High Mileag...	EDGE High Mileage	Passenger Car Mot...	Epod	0W-20	View
<input checked="" type="checkbox"/>	15B58F	EDGE Extended Per...	EDGE Extended Per...	Passenger Car Mot...	Jug	0W-20	View



Passenger Car Motor Oil

Quart

Castrol® EDGE® Euro Car is an advanced full synthetic motor oil engineered to exceed manufacturer test limits ensuring the highest level of protection and maximum performance for European cars. European car manufacturers create unique motor oil specifications to ensure the lubricant can withstand the intense pressure, heat and friction generated in a high output engine. To ensure compliance, rigorous engine tests are developed, with approval granted only when the oil achieves the minimum values required in each test. Castrol® EDGE® Euro Car fluids are formulated to exceed these requirements and deliver maximum protection and performance.

## Product Imagery



## Advanced Full Synthetic

Recommended in Gasoline and Light Duty Diesel Applications • Volvo

- 2X Better wear protection to reduce friction and optimize performance\*
- 1.2X Better piston cleanliness to help maximize engine performance\*\*

\* As measured in Sequence IVB test vs. test limits

\*\*As measured in VW TDI 2 and EP6CDT tests vs. test limits

## Approved and licensed specifications:

- ACEA C5
- Volvo VCC RBS0-2AE

PDF Images are consistent with the “Details” view in the catalog application