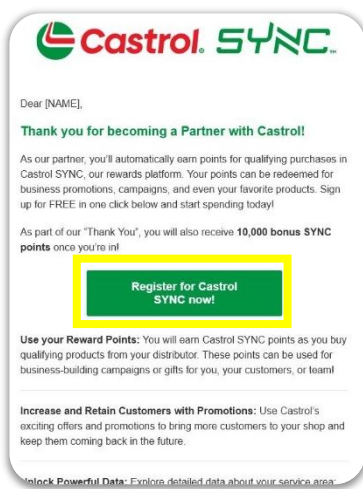




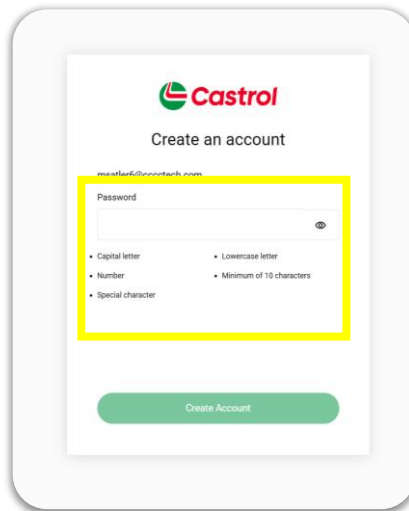
How to Register Guide

Simple 2-Step Process


1. After your first Castrol purchase, you'll receive a **Welcome Email** that looks like this:



2. Click **Register for Castrol SYNC now!** to direct you to the website and create your password:



And you're in!



If you cannot find your welcome email:

1. Go to CastrolSync.com

2a. Enter your **email** and **Castrol Rewards #** and you are in!

2b. Enter your **email** and select **"No"** for the question if you know your CR #, and you will be resent your **Welcome Email** to register

Your Castrol Representative should be able to provide both pieces of information if needed

2c. If you **do not know your Email address** associated with your Castrol account:

Once you submit an email that is not associated with a Castrol account, you will be directed to the below page to fill out your business information for review.

You may also contact your Castrol Representative or 1-888-CASTROL for further assistance

